



## **Israel Vehicle Importers Association – Monthly Review January 2022**

### **Preface – Economic Climate**

The Israeli economy is an advanced economy that belongs to the OECD organization. The GDP per capita is \$52,553 and the growth rate in 2021 is estimated by 7.1%.

The Corona crisis has affected the Israeli economy as significantly as other economies in the world. The deficit in February 2021 – January 2022 is 3.3% from the GDP, the debt-to-GDP ratio is 67%. The unemployment rate is 4.3% but the unofficial unemployment rate climbed to about 5.8%. The new government gave a good signal to the markets by passing a new budget for the first time in 3 years. From a monetary point of view, the crisis is being managed professionally by the Bank of Israel, which is monitoring the local credit market and solving liquidity problems through plans to purchase bonds and keep interest rates low.

In January, the fifth wave of corona virus continued to spread; however, the restrictions on the economy were minimal. As a result, the Israeli economy is functioning again and there was a decrease in unemployment.

Along with economic stabilization, there has been an increase in the inflation rate, as of January the annual rate is 3.1%. The chief economist in the Ministry of Finance predicts a similar increase next

year as well; an increase in prices and inflation is a factor that must be taken into account in the coming years.

## **Statistical Profile: Israel January 2022**

### **Society**

Population (December 2021): 9,449 million

### **Economy**

GDP per capita: \$52,553

Inflation (January 2022) (Annual Growth Rate): 3.1%

Current Account Balance (Q3 2021): 4.43% of GDP

Trade in Goods and Services (January 2022): \$13.4 billion

### **Finance**

US Dollar Exchange rate (January 2022): NIS 3.13

Euro Exchange rate (January 2022): NIS 3.54

Long-term interest rates (January 2022): 1.28% Per Annum

Short-term interest rates (January 2022): 0.01% Per Annum

### **Government**

Debt to GDP ratio: 67%

Deficit to GDP (February 2021-January 2022): 3.3%

### **Motorization**

Level of Motorization (2020): 397 Vehicles/1,000 Residence

### **Innovation and Technology**

Gross Domestic Spending on R&D (2019): 4.9% of GDP

## Environment

CO2 Emissions (2018): 6.98 Tonnes Per Capita

## Jobs

Employment Rate (Q4 2021): 68.16% of Working Age Population

Official Unemployment Rate (December 2021): 4.26% of Labor Force

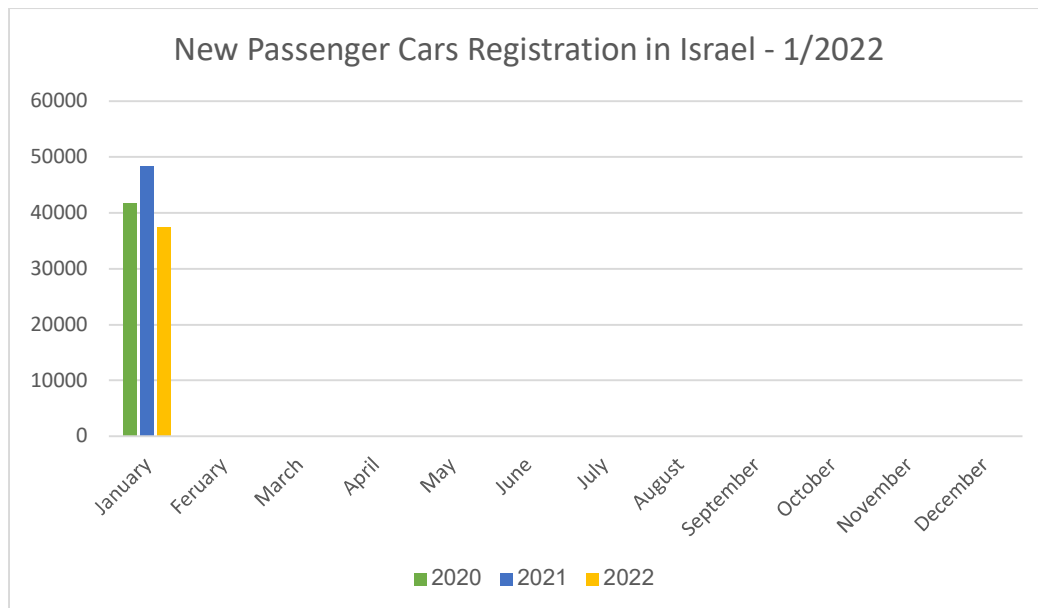
Unofficial Unemployment Rate (including non-paid absence due to Corona): 5.8%

## New Cars and CV Registrations

### Israel New Passenger Car Registration – January 2022

Passenger car registration: -22.7% compared with January 2021

In January 2022, the Israeli passenger car market registered 37,404 new cars - a decrease of 22.7% compared with January 2021. Hyundai leads the sales chart, followed by Kia and Toyota.



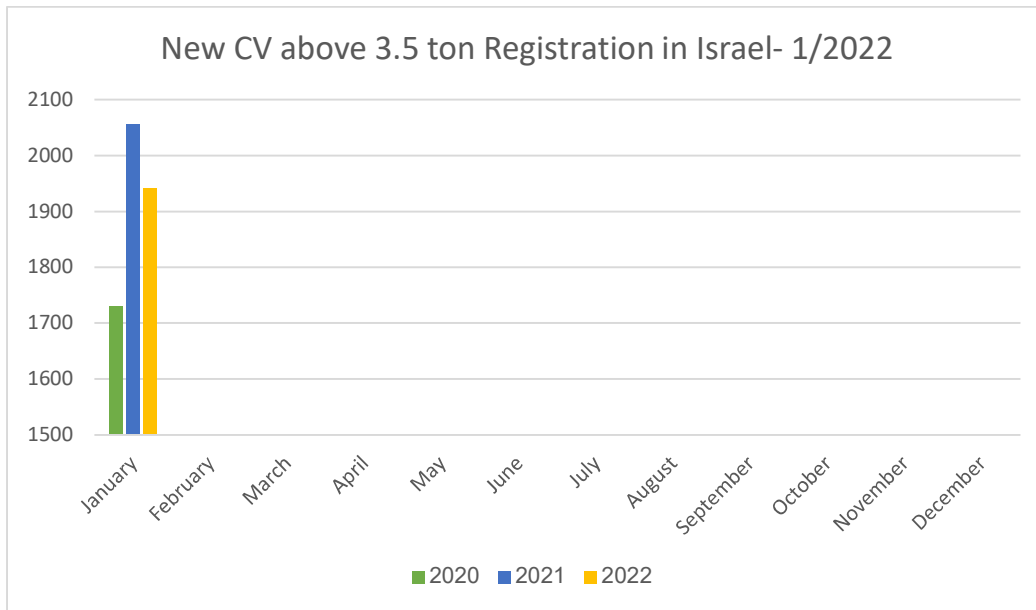
## New Passenger Cars Registration in Israel January 2022 - According to Brands

No.	Brand	January				
		Share%		Units		Change%
		2022	2021	2022	2021	
1	Hyundai	22.4	15.2	8387	7354	14.0
2	Kia	14.3	10.4	5367	5034	6.6
3	Toyota	12.7	12.4	4756	6021	-21.0
4	Mazda	8.2	6.9	3072	3317	-7.4
5	Skoda	5.9	7.1	2211	3418	-35.3
6	Mitsubishi	4.1	6.1	1522	2974	-48.8
7	Mercedes	3.1	1.9	1145	902	26.9
8	Suzuki	2.6	3.1	954	1510	-36.8
9	Citroen	2.2	2.0	809	971	-16.7
10	Subaru	2.1	2.9	801	1384	-42.1
11	B.M.W	2.0	2.1	747	1006	-25.7
12	Nissan	1.9	3.5	702	1708	-58.9
13	Seat	1.8	5.1	665	2456	-72.9
14	Peugeot	1.8	2.6	661	1253	-47.2
15	VW	1.6	1.1	584	547	6.8
16	Audi	1.5	2.0	559	976	-42.7
17	Ford	1.1	0.7	423	350	20.9
18	JEEP	1.0	0.8	370	404	-8.4
19	Isuzu	0.9	0.2	355	75	373.3
20	Chevrolet	0.9	3.8	324	1858	-82.6

## New CV above 3.5 ton and Bus Registration in Israel – January 2022

Commercial Vehicles above 3.5 ton registration: -5.6% compared with January 2021

In January 2022, the Israeli market for CV above 3.5 ton registered a decrease of -5.6% in registrations with 1,941 new registrations, compared with 2,056 units in January 2021.



**New CV above 3.5 ton Registration in Israel January 2022 - According to Brands**

No	Brand	January				
		Share%		Units		Change% 22/21
		2022	2021	2022	2021	
1	Volvo	14.5	8.9	241	159	51.6
2	Mercedes	12.4	11.0	207	196	5.6
3	MAN	9.6	5.7	160	102	56.9
4	VW	9.0	5.6	150	100	50.0
5	Scania	8.6	8.7	143	155	-7.7
6	Isuzu	8.5	4.1	141	74	90.5
7	DAF	7.3	7.8	122	140	-12.9
8	Ford	7.2	6.6	119	118	0.8
9	Chevrolet	6.6	15.2	109	272	-60.0
10	VW	6.0	5.6	100	100	0.0
11	FIAT	4.6	4.7	77	84	-8.3
12	Dodge-Ra	3.6	8.3	60	149	-60.0
13	Iveco	3.1	2.7	51	49	4.1
14	Renault	2.4	6.1	40	109	-63.3
15	HINO	2.0	1.0	34	18	88.9
16	Peugeot	0.9	3.3	15	59	-74.6
17	Fuso	0.2	0.1	3	1	200.0
18	JAC	0.1	0.1	1	1	0.0
19	MAXUS	0.1	0.0	1	0	100.0

## New Bus Registration in Israel January 2022 - According to Brands

No.	Brand	January				
		Share%		Units		Change%
		2022	2021	2022	2021	
1	Mercedes	44.8	53.3	124	144	-13.9
2	Golden Dragor	22.7	0.4	63	1	6200.0
3	OTOKAR	10.1	0.4	28	1	2700.0
4	Scania	7.2	3.3	20	9	122.2
5	Volvo	3.2	13.7	9	37	-75.7
6	MAN	3.2	7.4	9	20	-55.0
7	VW	3.2	1.1	9	3	200.0
8	Yutong	2.5	0.4	7	1	600.0
9	Higer	1.8	1.1	5	3	66.7
10	IRIZAR	1.1	1.5	3	4	-25.0

### Monthly review – Israel's Auto and Auto-Tech industry

#### **Gnrgy to Supply Charging Stations for Israeli Police**

The Israeli Police chose Gnrgy, part of OPC Energy Group, as a supplier for dozens of charging stations for EVs. The company will supply 19 double DC charging stations and 25 double AC charging stations. In addition, the company will provide the users with its' a dedicated Gnrgy-Go App as a charging management solution with a private virtual charging network. Recently, the company has won a tender to supply hundreds of charging stations for government offices across Israel.

#### **ZEN ENERGY and Delek Israel signed a strategic collaboration agreement**

ZEN ENERGY, part of ZOKO Enterprises, and Delek Israel, signed a strategic collaboration agreement according to which the company will install charging ports inside Delek fueling stations. Phase 1 of the collaboration will include 40 charging stations in major traffic routes across Israel. The charging stations are manufactured by Siemens and will provide 150kW charging.

#### **Japanese Auto-Parts Giant TPR to Invest Additional 5M\$ in Aquarius Engines**

Japanese auto-parts manufacturer TPR have invested \$5M in Aquarius Engines. TPR is a Japanese publicly traded manufacturer

of engine components for the global automotive industry and was already a non-material shareholder in Aquarius Engines. The new investment will accelerate the development, production, and distribution of the Aquarius Engine in Japan and beyond. Aquarius presented in 2014 an engine designed to be used as an onboard generator. It weighs 10 Kg and has only 20 components and one moving part.

### **Adi Systems Wins Ministry of Defense Tender**

Adi Systems, developer and importer of ADAS, won a ministry of defense tender to supply safety systems for IDF vehicles. The company will install FCW, SDA, LDW, FPW and PCW systems developed by MOVON.

### **Addionics Raises 27M\$ in Series A Funding to Scale Up Battery Development**

Addionics, a chemistry-agnostic battery technology company, announced it has raised \$27 million in a Series A funding round to scale up its efforts to redesign battery architecture with the company's Smart 3D Electrodes, which improves the cost and performance of batteries with any chemistry – existing or emerging. The funding round was led by Deep Insight, a deep tech investment firm, together with Catalyst Fund, Delek Motors and Dr. Boaz Schwartz. The company's core IP is its patented and scalable electrode fabrication process that significantly lowers manufacturing costs, enabling mass market adoption of 3D electrode structures for the first time.


### **Chakratec Signs an Agreement for the Installation of 3 Additional Ultra-Fast EV Charging Stations in Germany**

Chakratec, provider of kinetic flywheel-based energy storage technology, received a follow-on order for 3 additional ultra-fast charging stations in Germany. This order comes shortly after the company has announced its first orders for Chakratec 2<sup>nd</sup> generation product. The stations will be installed in a business and retail park in Reiskirchen bei Giessen, and in two hotels, one in Munich and one in Stuttgart.

## **Cipia Products to be Integrated in 2 Additional Car Models of a Leading Chinese OEM**

Cipia, an AI computer vision in-cabin automotive solutions provider, announced that the company was awarded two new models with a leading Chinese OEM. As part of the collaboration, Cipia's leading Driver Sense Driver Monitoring Solution (DMS) will be integrated in the new models. The latest models increase the total number of design wins for Cipia to 23 vehicle models (Design Wins), on 7 different platforms across five car manufacturers. Cipia's customers include an electric car manufacturer in the US, SAIC Motors, an American car brand in China and two additional leading car manufacturers in China.

Dr. Hanan Golan



Hezi Shayb - PhD  
CEO – I-VIA



The economic chapter of the review was edited by Mr. Nadav Caspi, the I-via's Chief Economist.